

SunBoard

Solar kit for lifelines

SunBoard is a complete energy solution specifically engineered for direct installation onto boat lifelines. This system features Solbian's signature high-efficiency solar panel, now evolved into a **rigid module** thanks to an advanced honeycomb-structured backing.

Designed for maximum energy harvesting, the integrated mounting system allows for full adjustability. With a range of motion from **0 to 90 degrees**, you can easily orient the panel to follow the sun's path and maximize your power output throughout the day.

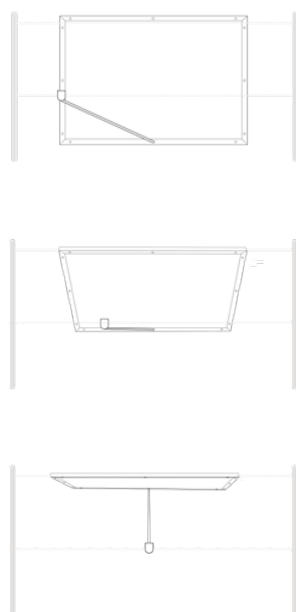
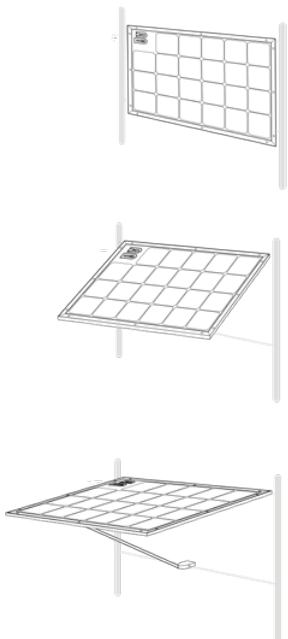


How it works



FRONT VIEW

REAR VIEW



The first rigid Solbian panel

This kit introduces Solbian's first rigid solar panel. This new construction is engineered specifically to provide a stable, non-flexing surface for lifeline installations.

Upper security: The panel is secured to the upper lifeline and the stanchion by means of cords fastened to the perimeter eyelets. This configuration guarantees maximum stability of the module in its stowed position, even in high wind conditions.

Sliding & tilting: The lower edge is secured to an aluminum stick equipped with clips that slide along the lifeline. This mechanism allows for positioning the panel and adjusting its tilt from 0 to 90 degrees, ensuring optimal solar exposure at all times.

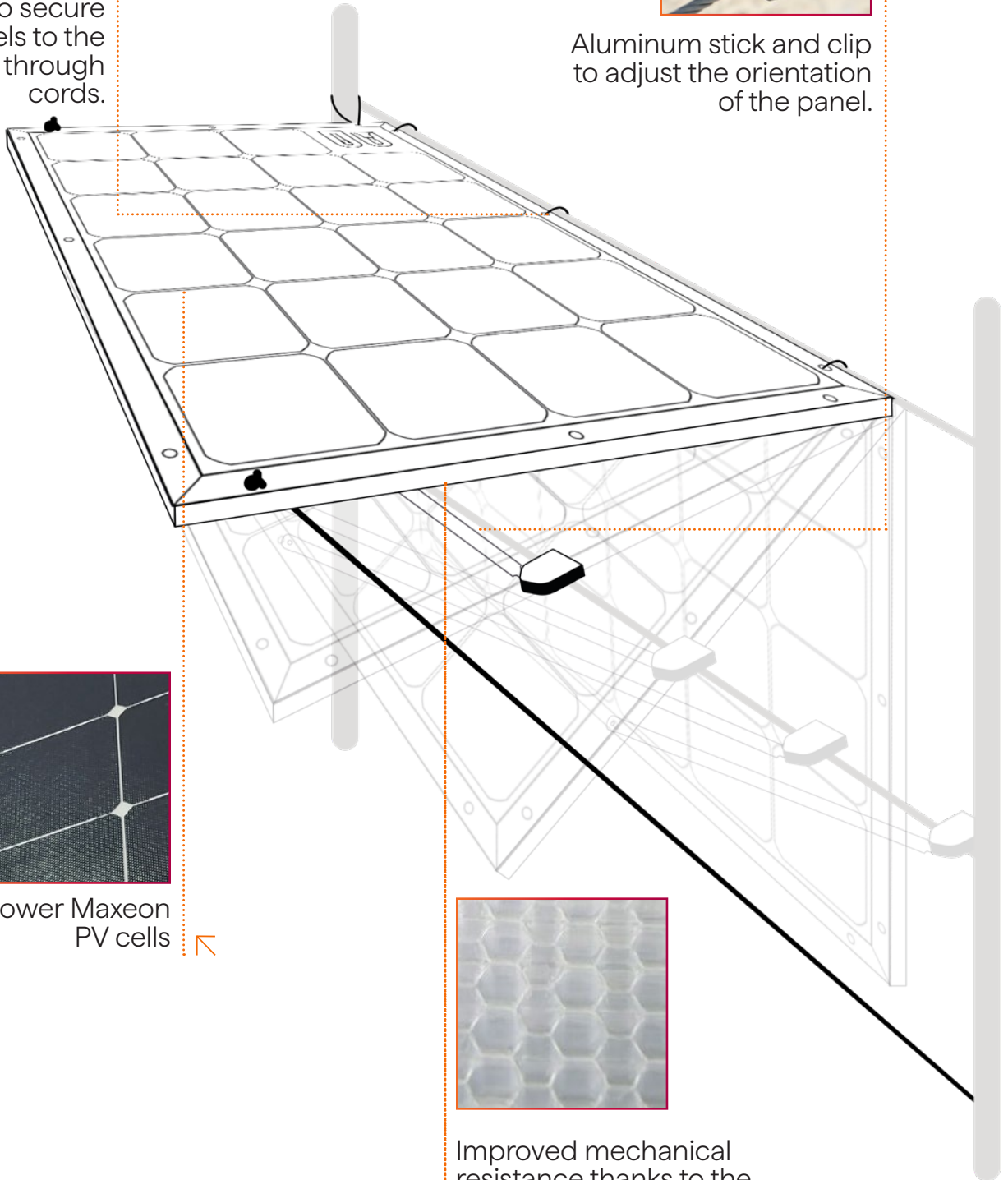
Highlights



Eyelets to secure the panels to the lifelines through cords.



Aluminum stick and clip to adjust the orientation of the panel.

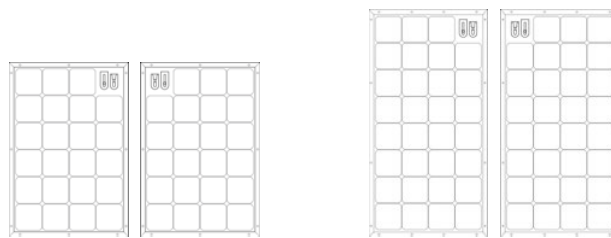


Prime SunPower Maxeon PV cells




Improved mechanical resistance thanks to the honeycomb structure of the back panel

Technical data



		SUNBOARD KIT S	SUNBOARD KIT M
PV PANELS	Product	Rigid lightweight solar panel	
	Maximum power at STC [W] ①	80	108
	Power tolerance [%]	± 3	
	Length [mm]	819	1073
	Width [mm]	556	
	Thickness [mm]	10	
	Weight [kg]	2.2	2.8
	PV solar cells no.	23	31
	PV solar cells	SunPower Maxeon back contact	
	PV Solar cell efficiency [%]	Min 24.0 - Max 24.4	
	Max power voltage Vmp at STC [V] ①	14	19
	Max power current Imp at STC [A] ①	5.7	
	Open circuit voltage Voc at STC [V] ①	16.7	22.5
	Short circuit current Isc [A]	6	
	Operating temperature [°C]	-40/+85	
	Temp. coeff. Pmax [%/°C]	-0.27	
	Temp. coeff. Voc [%/°C]	-0.24	
	Temp. coeff. Isc [%/°C]	0.058	
	Mounting	Ø 5 mm eyelets	
	Connection	2 x monopole JB for MC4 connectors	
JB positioning	Port and starboard version		
Available accessories	Extension wires and through-hull fitting		
Maximum system voltage [V]	1000		
Maximum reverse current [A]	12		
Safety class	A		
Warranty [year] ②	5		



		SUNBOARD KIT S	SUNBOARD KIT M
TILTING SYSTEM	Length [mm]	670	535
	Diameter [mm]	Ø 15	
	Stick material	Anodized aluminum	
	Head and clip material	Recyclable technopolymer for outdoor use, UV-resistant	
	Mounting location	Lifelines (1.5 m UHMWPE and 3 m elastic cord included)	
	Panel tilt [°]	0-90 (adjustable)	
	No. of sticks	1	2
	Wind resistance [m/s]	25	

① Values at STC = Standard Test Conditions: (a) light spectrum for an air mass of 1.5; (b) irradiance of 1000 W/m² with perpendicular incidence and (c) cell temperature of 25 °C. Measurements carried out according to the Standard IEC 61215 requirements.

② See "Solbian warranty policy" for additional information