SOLBIAN

THE FIRST RIGID SOLUTION BY SOLBIAN

SunBoard

Solar kit for lifelines

SunBoard is a complete energy solution specifically engineered for direct installation onto boat lifelines. This system features Solbian's signature high-efficiency solar panel, now evolved into a **rigid module** thanks to an advanced honeycomb-structured backing.

Designed for maximum energy harvesting, the integrated mounting system allows for full adjustability. With a range of motion from **0 to 90 degrees**, you can easily orient the panel to follow the sun's path and maximize your power output throughout the day.

solbian.eu

Made in Italy

How it works

FRONT VIEW

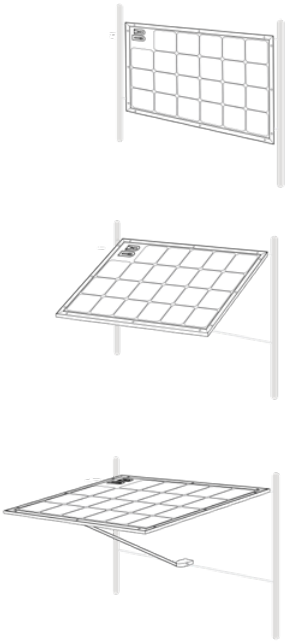

REAR VIEW

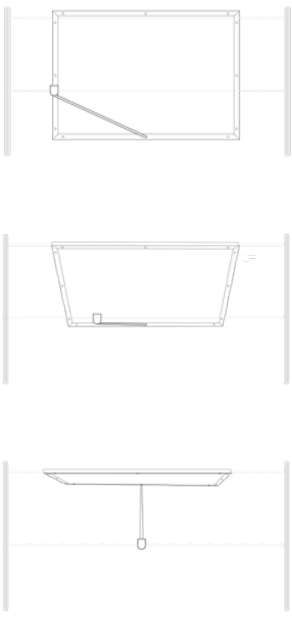

The first rigid Solbian panel

This kit introduces Solbian's first rigid solar panel. This new construction is engineered specifically to provide a stable, non-flexing surface for lifeline installations.

Upper security: The panel is secured to the upper lifeline and the stanchion by means of cords fastened to the perimeter eyelets. This configuration guarantees maximum stability of the module in its stowed position, even in high wind conditions.

Sliding & tilting: The lower edge is secured to an aluminum tilt arm equipped with clips that slide along the lifeline. This mechanism allows for positioning the panel and adjusting its tilt from 0 to 90 degrees, ensuring optimal solar exposure at all times.

Highlights

Eyelets to secure the panels to the lifelines through cords.

Aluminum tilt arm and clip to adjust the orientation of the panel.

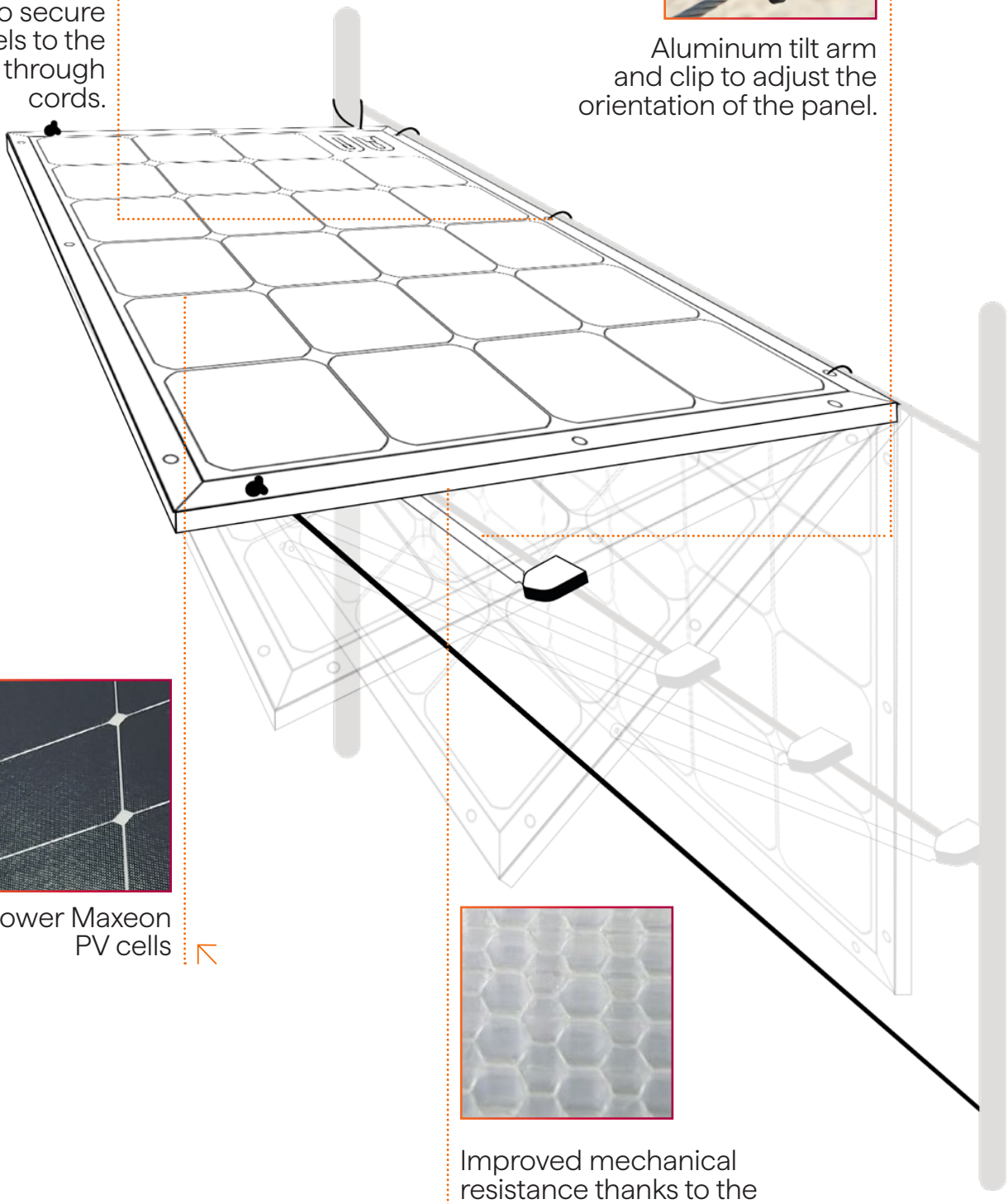

Prime SunPower Maxeon PV cells

Improved mechanical resistance thanks to the honeycomb structure of the back panel

Technical data

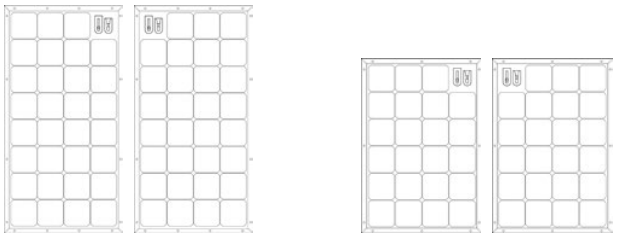

		SUNBOARD KIT M	SUNBOARD KIT S
PV PANELS	Product	Rigid solar panel	
	Power at STC [W] ①	110	82
	Power tolerance [%]	± 3	
	Length [mm]	1073	819
	Width [mm]	556	
	Thickness [mm]	10	
	Weight [kg]	2.8	2.2
	PV solar cells no.	31	23
	PV solar cells	SunPower Maxeon back contact ②	
	PV Solar cell efficiency [%]	Min 24.4	
	Max power voltage Vmp at STC [V] ①	19.3	14.4
	Max power current Imp at STC [A] ①	5.7	
	Open circuit voltage Voc at STC [V] ①	22.7	16.9
	Short circuit current Isc [A]	6.1	
	Minimum design load [Pa] ③	1600	
	Operating temperature [°C]	-40 / +85	
	Temp. coeff. Pmax [%/°C]	-0.27	
	Temp. coeff. Voc [%/°C]	-0.24	
	Temp. coeff. Isc [%/°C]	0.058	
	Mounting	Ø 5 mm eyelets	
	Frontsheet	Matte	
	Connection	2 x monopole JB for MC4 connectors	
	Available accessories	Extension wires and through-hull fitting	
	Maximum system voltage [V]	1000	
	Maximum reverse current [A]	12	
	Safety class	A	
	Warranty [year] ④	5	



TILTING SYSTEM	Length [mm]	535	670
	Diameter [mm]	Ø 15	
	Tilt arm	Anodized aluminum	
	Head and clip material	Recyclable technopolymer for outdoor use, UV-resistant	
	Mounting location	Lifelines (1.5 m static line and 3 m shock cord included)	
	Panel tilt [°]	0-90 (adjustable)	
	No. of tilt arms	2	1

① Values at STC = Standard Test Conditions: (a) light spectrum for an air mass of 1.5; (b) irradiance of 1000 W/m^2 with perpendicular incidence and (c) cell temperature of 25 °C. Measurements carried out according to the Standard IEC 61215 requirements.
② SunPower/Maxeon Gen 3 cell technology, Cell Bin Ne3, with a guaranteed minimum efficiency of 24.4% (effective from 01.08.2026).
③ Rated load for the solar panel when it is mounted on a rigid surface.
④ See the Solbian "Warranty conditions" for more information.

Certifications

REV. 3.0 25/09/2026

SOLBIAN Viale Gandhi 21b, 10051 Avigliana (TO) ITALY +39 011.966.35.12 sales@solbian.eu